

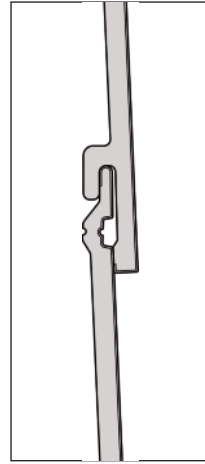
# Weatherboard



Weatherboard cladding, sometimes known as featheredge cladding, features a tapered board. Designed to be laid with an overlap to create a 'New England' look.



FCF170E Weatherboard




Profile of fitted boards




Fortex Weatherboard

## Weatherboard Range




White

Nearest RAL 9003




Pale Gold

Nearest RAL 1013




Sand




Misty Grey

Nearest RAL 7038




Storm Grey

Nearest RAL 7045




Colonial Blue

Nearest RAL 7000



Pale Blue




Argyl Brown



Slate Grey

Nearest RAL 7015



Sage Green

Colour	Code	FCF170E
White		●
Pale Gold	PG	●
Sand	SAND	●
Misty Grey	MG	●
Storm Grey	SG	●
Colonial Blue	CLB	●
Argyl Brown	AB	●
Slate Grey	SLG	●
Sage Green	SAGN	●
Pale Blue	PB	●




Free Sample

Call: 0800 002 9903

Email: [ukmarketing@freefoam.com](mailto:ukmarketing@freefoam.com)



Misty Grey



Sage Green



Slate Grey